

Week 5 Homework:

Name: _____

Due **THURSDAY**

Parent Signature: _____

Reading Log: Please read a total of 45 minutes by the end of the week (Friday). You may read to yourself or read with someone. No more than 30 minutes of someone "reading to you" In the box below, please keep track of the minutes you read and what you read (name of the book, magazine, etc.).

	Minutes	Title	Ready to Test?
Monday			Circle one: Y N
Tuesday			Y N
Wednesday			Y N
Thursday			Y N

Math Log: Please practice math for a total of 20 minutes by the end of the week (Friday). Math can be practiced a variety of ways. Some suggestions are measuring around the house/recipes, addition/subtraction flashcards, counting money, telling time (analog clock), and/or identifying polygons & solids. Some online resources include IXL, Zearn, Brainzy Math and Hooda Math. In the box below, please keep track of the minutes and what math skills were practiced.

	Minutes	Math Skill
Monday		
Tuesday		
Wednesday		
Thursday		



Learning to find and correct errors is a vital part of the writing process. Please practice by fixing the sentence below using editing marks. Then, write the sentence correctly on the lines provided. It is important you use your **BEST** handwriting

Editing Marks	
	Delete
	Spelling
	Capitalize
	Lower Case
	Change Order
	Insert
	Add Space
	New Paragraph
	Close Together
	Insert Punctuation

his bike is blue with a orange seat (3 errors)








SPELLING WORDS

Sight words, -ai- pattern and academic vocabulary

- | | |
|-----------|--|
| 1. little | 3. paint |
| 2. work | 10. chant |
| 3. know | 11. paid |
| 4. place | 12. sail |
| 5. years | 13. goods |
| 6. rain | 14. services |
| 7. mail |  consumer |
| 8. wait |  producer |

Ways to Practice Spelling

Please practice the spelling words each night. You can choose how to practice (and the amount of time) as long as you practice them all! Below is a list of ideas; you can try them and/or make up your own!

-  Use magnetic letters on a refrigerator, cake pan, or other magnetic surface.
-  Call out spelling words in the car.
-  Make spelling puzzles- write the words on index cards and cut letters apart.
-  Write the words in shaving cream or sand!
-  Use letter beads to spell out the words.
-  Make words out of playdoh using letter cookie cutters!
-  Visit [www.spellingcity.com](http://www.spellingcity.com/games/activities/) (games/activities)!